

LET'S

• BUILD IT •

AGAIN

NEHEMIAH

Sermon Notes Online @

 YouVersion

“The Power of Team” – Pastor Dan Stockum

Nehemiah 3:1-5

¹ Then Eliashib the high priest rose up with his brothers the priests, and they built the Sheep Gate.

LET'S

• BUILD IT •

AGAIN

NEHEMIAH

Nehemiah 3:1-5

They consecrated it and set its doors. They consecrated it as far as the Tower of the Hundred, as far as the Tower of Hananel.

LET'S

• BUILD IT •

AGAIN

NEHEMIAH

Nehemiah 3:1-5

² And next to him the men of Jericho built.
And next to them Zaccur the son of Imri built.

LET'S

• BUILD IT •

AGAIN

NEHEMIAH

Nehemiah 3:1-5

³ The sons of Hassenaah built the Fish Gate.
They laid its beams and set its doors, its bolts,
and its bars.



Nehemiah 3:1-5

⁴ And next to them Meremoth the son of Uriah,
son of Hakkoz repaired.

LET'S

• BUILD IT •

AGAIN

NEHEMIAH

Nehemiah 3:1-5

And next to them Meshullam the son of Berechiah, son of Meshezabel repaired.

LET'S

• BUILD IT •

AGAIN

NEHEMIAH

Nehemiah 3:1-5

And next to them Zadok
the son of Baana repaired.

LET'S

• BUILD IT •

AGAIN

NEHEMIAH

Nehemiah 3:1-5


⁵ And next to them the Tekoites repaired, but their nobles would not stoop to serve their Lord.

LET'S

• BUILD IT •

AGAIN

NEHEMIAH



LET'S

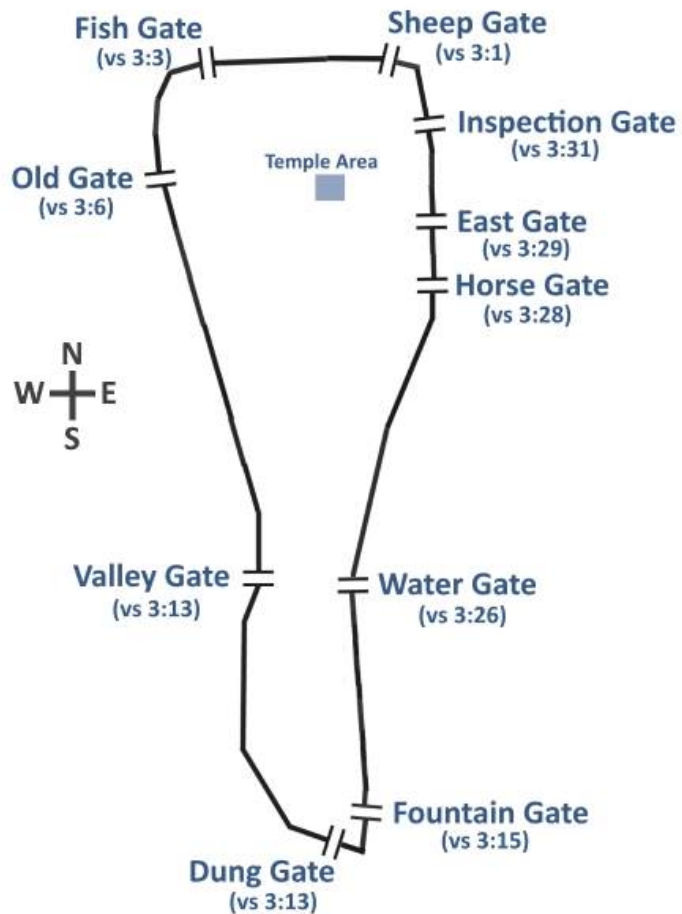
BUILD IT


AGAIN

NEHEMIAH

Jerusalem's Walls & Gates

In the days of Nehemiah (Nehemiah Chapter 3)



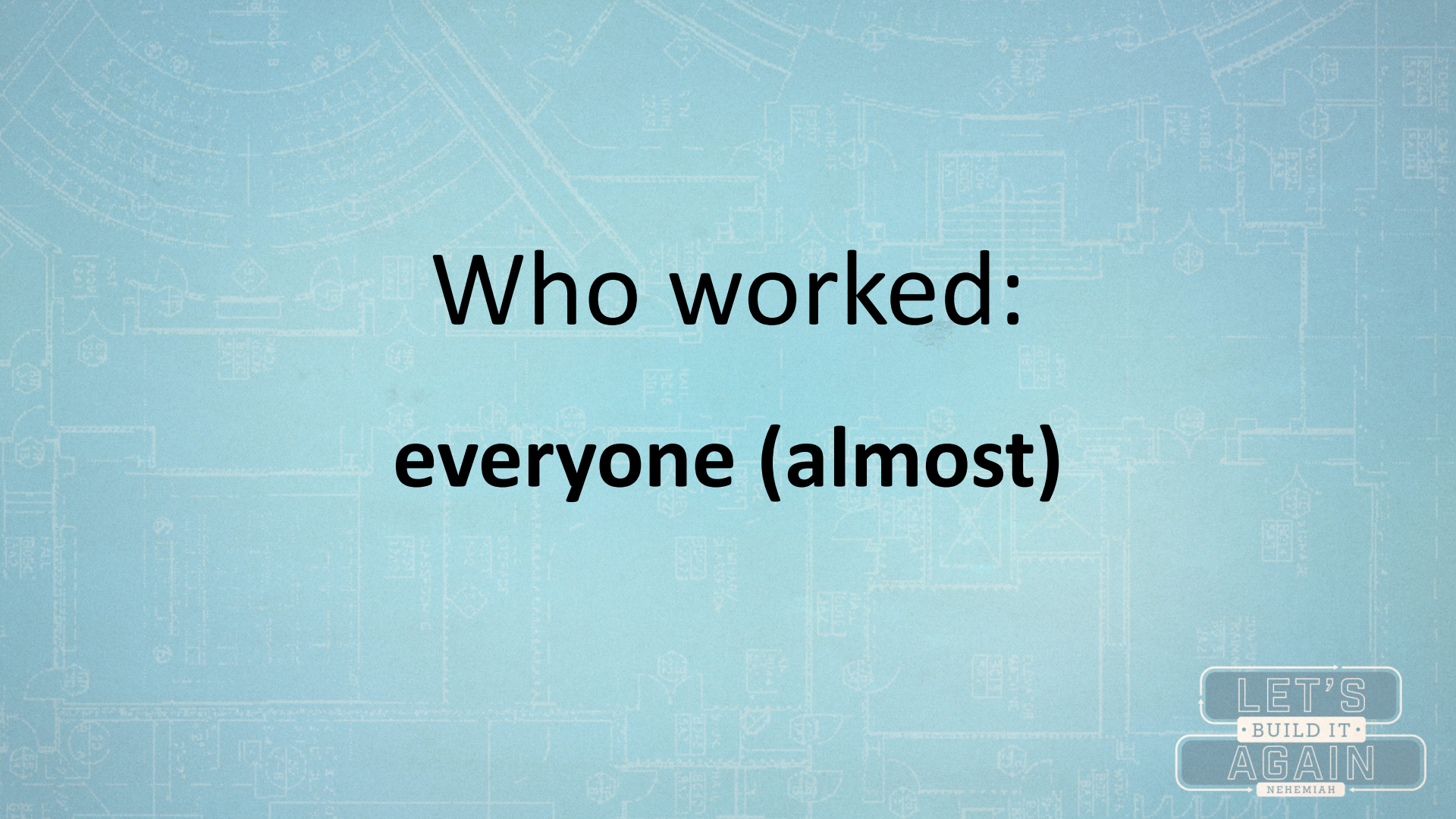


LET'S

BUILD IT


AGAIN

NEHEMIAH

The background of the slide is a light blue architectural blueprint. It features various lines, circles, and text labels such as 'LIVE STAGE', 'CLASSROOM', 'HALL', and 'BOILER'. The blueprint is oriented vertically, with a large circular structure on the left side.

**Who worked:
everyone (almost)**



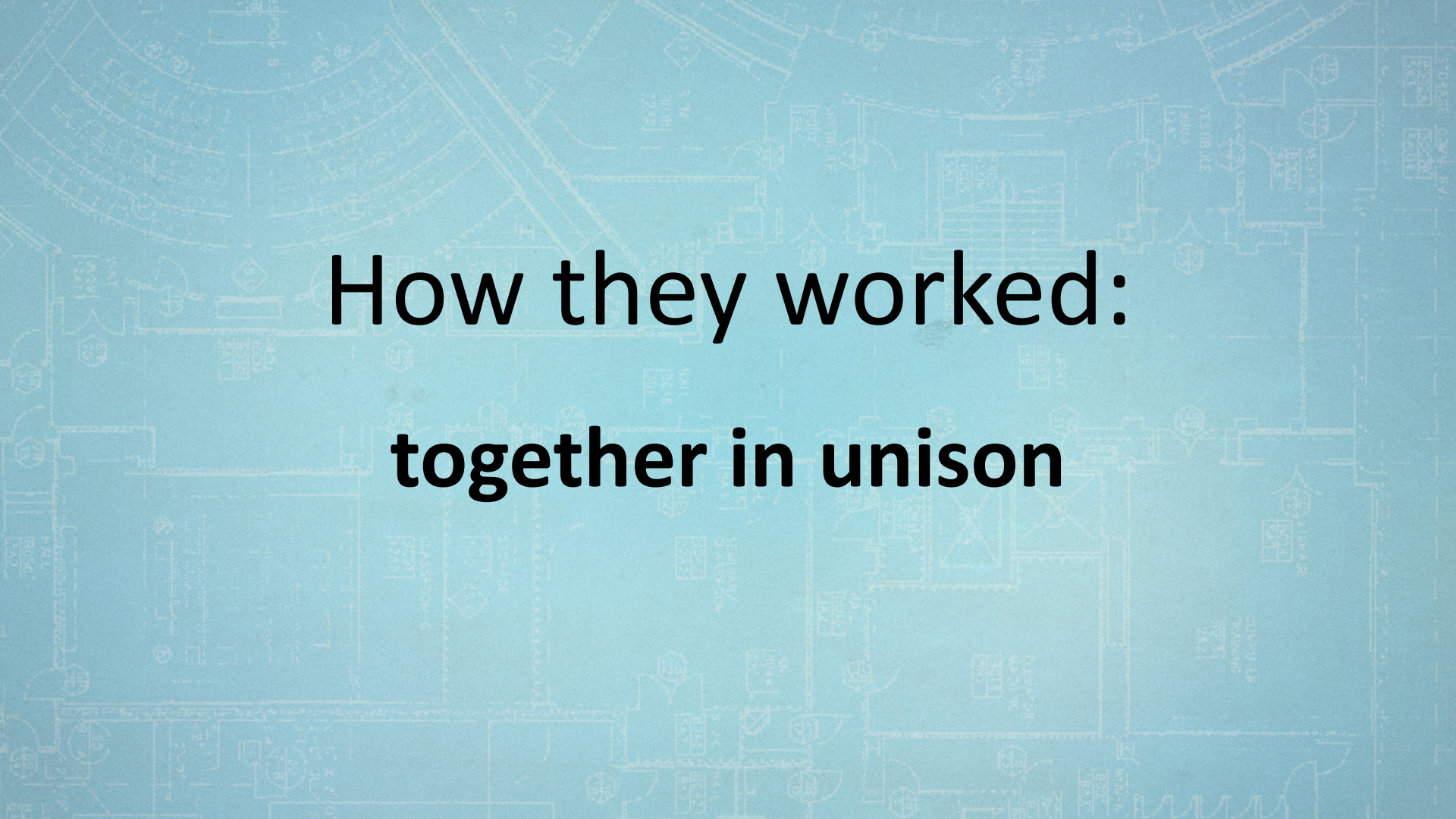


LET'S

BUILD IT

AGAIN


NEHEMIAH

The background of the image is a detailed architectural floor plan of a building, rendered in a light blue color. The plan shows various rooms, corridors, and structural elements, with some text labels like 'CLASSROOM', 'SEMINAR', and 'VESTIBULE' visible. The overall style is technical and precise.

**How they worked:
together in unison**

The background of the image is a detailed architectural floor plan of a building, rendered in a light blue color. The plan shows various rooms, corridors, and structural elements, including what appears to be a large circular area on the left side. The text is overlaid on this background.

**What they prioritized:
preparing for worship**



LET'S
BUILD IT
AGAIN
NEHEMIAH

LET'S

• BUILD IT •

AGAIN

NEHEMIAH

“The Power of Team” – Pastor Dan Stockum